

**RIDERSERIES  
RCM370S15**

**Weidmüller Interface GmbH & Co. KG**  
 Klingenbergstraße 16  
 D-32758 Detmold  
 Germany  
 Fon: +49 5231 14-0  
 Fax: +49 5231 14-292083  
 www.weidmueller.com



Standard relays in the RIDERSERIES RCM

- 3 CO contacts
- Optionally AC or DC coils
- with test button
- Comes optionally with integrated status display and/or free-wheel diode

**General ordering data**

Order No.	<a href="#">8689990000</a>
Type	RCM370S15
Version	RIDERSERIES, Relais, No. of contacts: 3, CO contact with test button, AgNi 90/10, Rated control voltage: 115 V AC, Continuous current: 10 A, Plug-in connection
GTIN (EAN)	4032248360666
Qty.	10 pc(s).

**RIDERSERIES**  
**RCM370S15**

**Weidmüller Interface GmbH & Co. KG**  
 Klingenbergstraße 16  
 D-32758 Detmold  
 Germany  
 Fon: +49 5231 14-0  
 Fax: +49 5231 14-292083  
 www.weidmueller.com

**Technical data**
**Ratings**

Conductor connection system	Plug-in connection	Humidity	40 °C / 93 % rel. humidity, no condensation
UL 94 flammability rating	V-0		

**Dimensions and weights**

Width	22.5 mm	Height	28 mm
Depth	29 mm	Net weight	29.9 g

**Temperatures**

Operating temperature	-40 °C...+70 °C	Storage temperature	-40 °C...+85 °C
-----------------------	-----------------	---------------------	-----------------

**Input**

Rated control voltage	115 V AC	Rated current AC	8.8 mA
Coil resistance	4,845 Ω ±12 %	Power rating	1.0 VA
Response / drop-out voltage AC coil	92.0 V / 34.5 V	Status indicator	red LED

**Output**

Rated switching voltage	240 V AC	Max. switching voltage, AC	400 V
Continuous current	10 A	making current	20 A / 20 ms
Max. switching power	2500 VA	Response time	15 ms / 10 ms
Min. switching power	100 mA / 5 V, 10 V / 10 mA, 24 V / 1 mA	Max. switching frequency at rated load	0.1 Hz

**Contact specifications**

No. of contacts	3	Contact design	CO contact with test button
Contact material	AgNi 90/10	Mechanical service life	AC coil 20 x 10 <sup>6</sup> Switching cycles, DC coil 30 x 10 <sup>6</sup> Switching cycles

**Insulation coordination**

Rated voltage	250 V	Clearance and creepage distances for control side - load side	≥ 4 mm
Dielectric strength for control side - load side	2.5 KV <sub>eff</sub> / 1 min.	Impulse withstand voltage	5 kV (1.2/50 μs)
Protection degree	IP 20	Insulating material group	IIIa

**Other technical data**

Version	with LED	Status indicator	red LED
---------	----------	------------------	---------

**Further details of approvals / standards**

Standards	IEC 61810-1, UL508
-----------	--------------------

**RIDERSERIES  
RCM370S15**

**Weidmüller Interface GmbH & Co. KG**  
 Klingenbergstraße 16  
 D-32758 Detmold  
 Germany  
 Fon: +49 5231 14-0  
 Fax: +49 5231 14-292083  
 www.weidmueller.com

**Technical data**

**Classifications**

ETIM 2.0	EC001437	ETIM 3.0	EC001437
UNSPSC	30-21-19-17	eClass 4.1	40-02-06-14
eClass 5.1	27-37-16-01	eClass 6.0	27-37-16-01
eClass 7.0	27-37-16-01		

**Approvals**

Approvals



**Downloads**

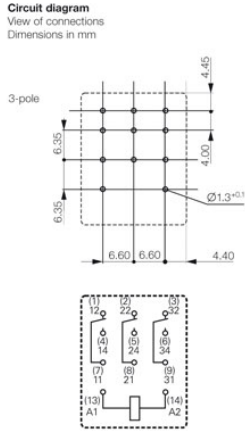
Declaration of Conformity [K295\\_12\\_10.pdf](#)

**RIDERSERIES  
RCM370S15**

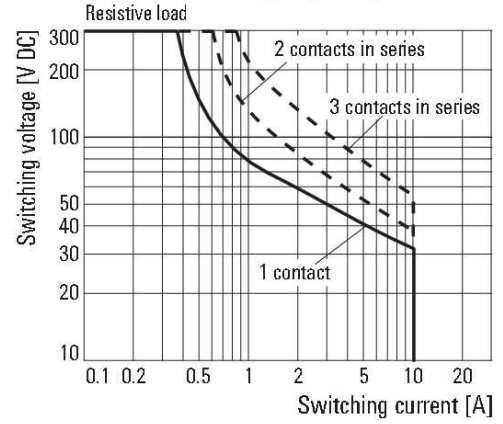
**Weidmüller Interface GmbH & Co. KG**  
 Klingenbergstraße 16  
 D-32758 Detmold  
 Germany  
 Fon: +49 5231 14-0  
 Fax: +49 5231 14-292083  
 www.weidmueller.com

**Drawings**

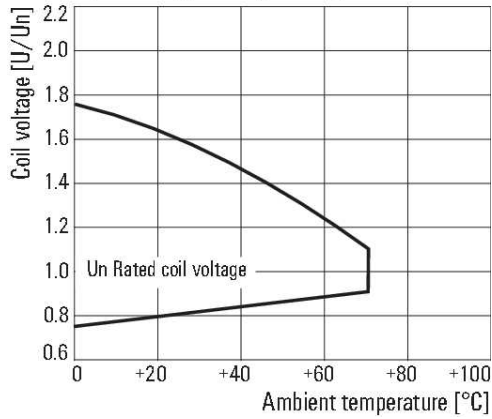
**Pinning**



**DC load breaking capacity**



**Operating voltage range AC**



**Electrical endurance**

