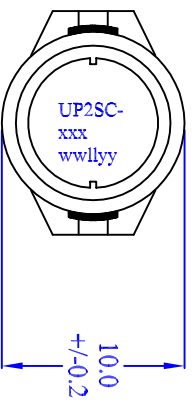
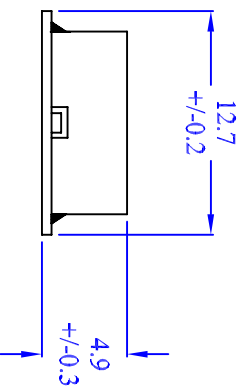


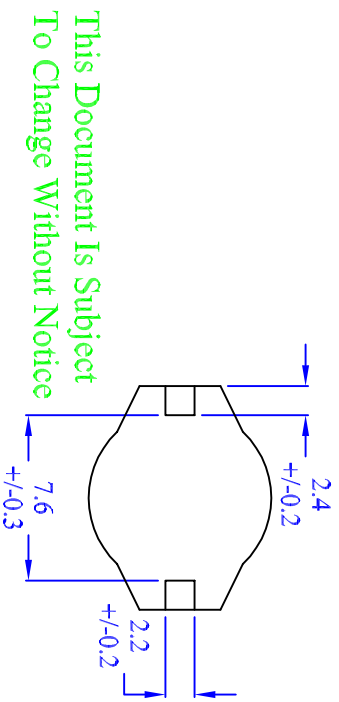
TOP VIEW



FRONT VIEW

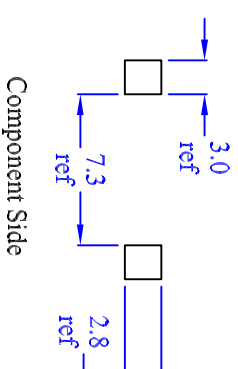


BOTTOM VIEW

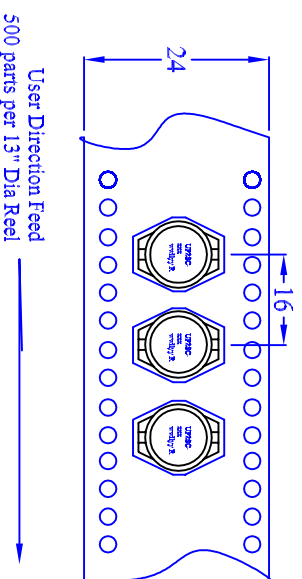


This Document Is Subject To Change Without Notice

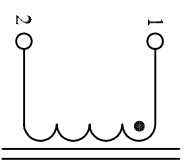
RECOMMENDED PCB LAYOUT



TAPE AND REEL ORIENTATION



SCHEMATIC



Notes:

- 1) All Dimensions are in millimeters unless otherwise specified.
- 2) Stamp as Shown above--
Line 1- UP2SC
Line 2- xxx (xxx=inductance value per family chart)
Line 3- wwilly R
ww=(week date code), ll=(location), yy=(year) R=Revision level
- 3) Tolerances are +/-0.254 unless otherwise specified.

Cooper Electronic Technologies

3601 Quantum Boulevard, Boynton Beach, FL 33426

Unipac 2SC (UP2SC) Inductor Line
SMD, 5.2mm max ht, Shielded Drum core/header

Size	Drawing Number:	UP2SC Inductor Line
A	Revision Level:	A
		Sheet 3 of 4